


FEATURES

- Industry Standard 12.7x12.7mm SMT Footprint
- 5.0Vdc Supply Voltage
- -40°C to +85°C Temp. Range
- Low Cost
- Extremely Low Phase Noise
- Tape & Reel Packaging
- Fully compliant to RoHS Directive 2002/95/EC

DESCRIPTION

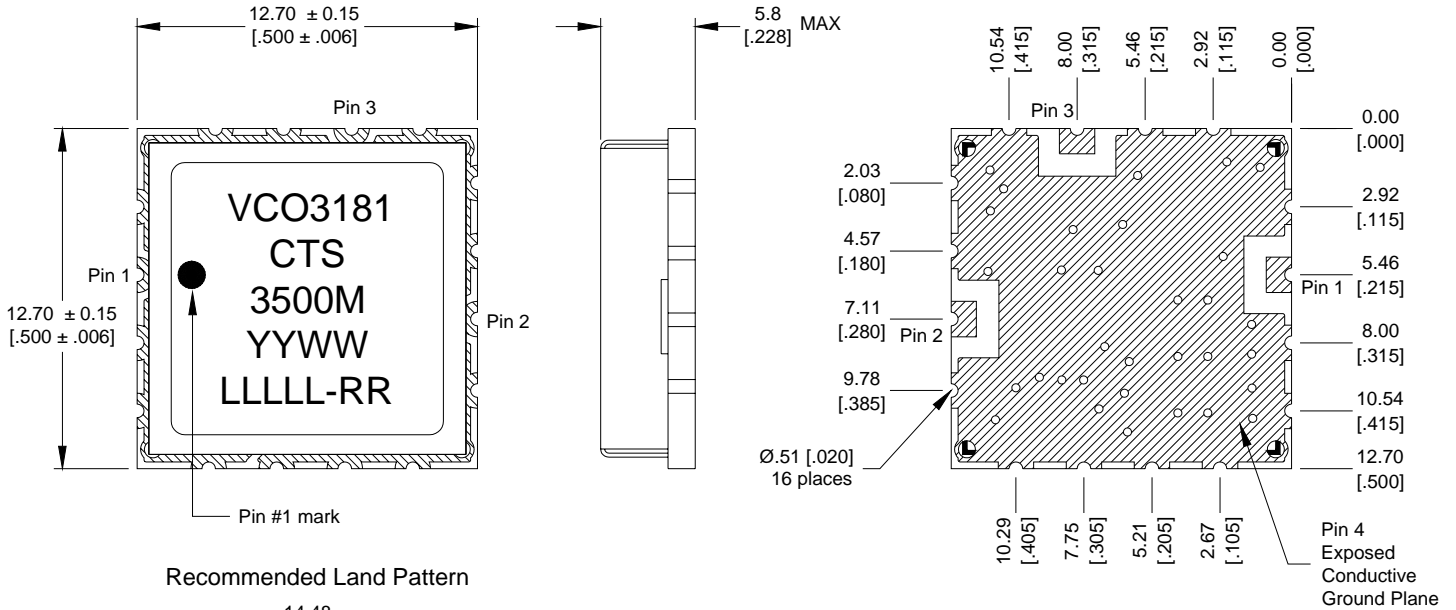
This CTS low cost, small size, high performance SMT VCO uses coaxial resonators for high performance designs, offering medium band performance and extremely low phase noise making it the ideal choice for any datacom or wireless telecommunications system.



ELECTRICAL SPECIFICATIONS

Parameter	Conditions & Remarks	Min	Typical	Max	Unit
Operating Frequency	f_{OUT}	3500	-	3600	MHz
Supply Voltage	$V_{CC}; \pm 5\%$	4.75	5.0	5.25	Vdc
Supply Current	I_{CC}	-	-	30	mA
Operating Temperature Range	T_{OP}	-40		+85	°C
Storage Temperature Range	T_{STG}	-55	-	+90	°C
Tuning Voltage Range	V_T	0.5	-	4.5	Vdc
Modulation Bandwidth	-3dB	1	-	-	MHz
Tuning Sensitivity	F_L to F_U		36		MHz/V
Input Capacitance (max.)				50	pFd
Power Output	50 Ohms	-0.0	+3.0	+6.0	dBm
Pushing	V_{CC} min to V_{CC} max	-	-	1	MHz/V
Pulling	-12dB	-	-	1	MHz
Output Port Impedance	Internal AC-Coupling	-	50	-	Ohm
Harmonics		-	-	-12	dBc
Phase Noise@				-100	dBc/Hz
	10 KHz			-100	dBc/Hz
	100 KHz			-121	dBc/Hz

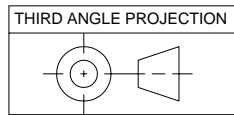
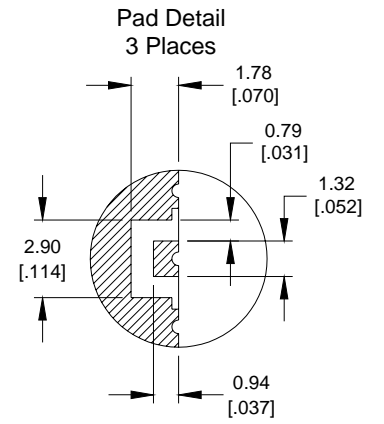
MECHANICAL SPECIFICATIONS



Function table

Pin	Function
1	Vt
2	RF Output
3	Vcc
4	GND

Note: The Lid/Sheild is grounded.



All dimensions are in MM [Inches].

All dimensions are nominal unless otherwise specified.

Lead Termination Finish: Gold Flash, <10 micro inch, over Ni plated Cu.

36 Ground Vias In Unit Located
Approximately As Shown

MAXIMUM SOLDERING PROFILE		
Temperature	>217°C	3 Reflows Maximum 260°C (Absolute max temperature)
Time	2.5min	10 sec
Note: Part is not designed to be reflowed in an inverted position.		

MSL: level 1