

Features:

- 155.52 MHz SAW-based PECL output
- RoHS Compliant
- Low Profile Surface Mount Package
- Excellent solder reflow performance
- PCB Substrate for excellent TCE match

Description and applications:

Surface mount 15.9 mm SQ frequency translator operating at a 3.3V supply with complementary PECL outputs for use in telecom & datacom applications

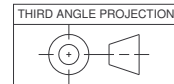
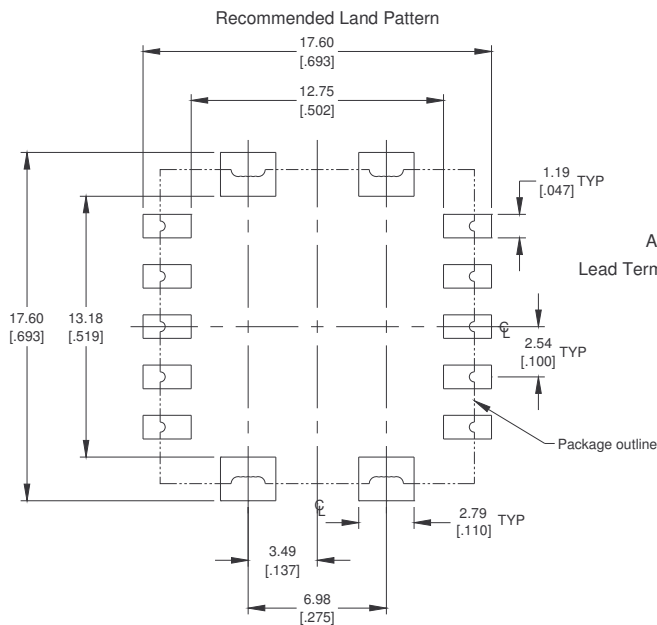
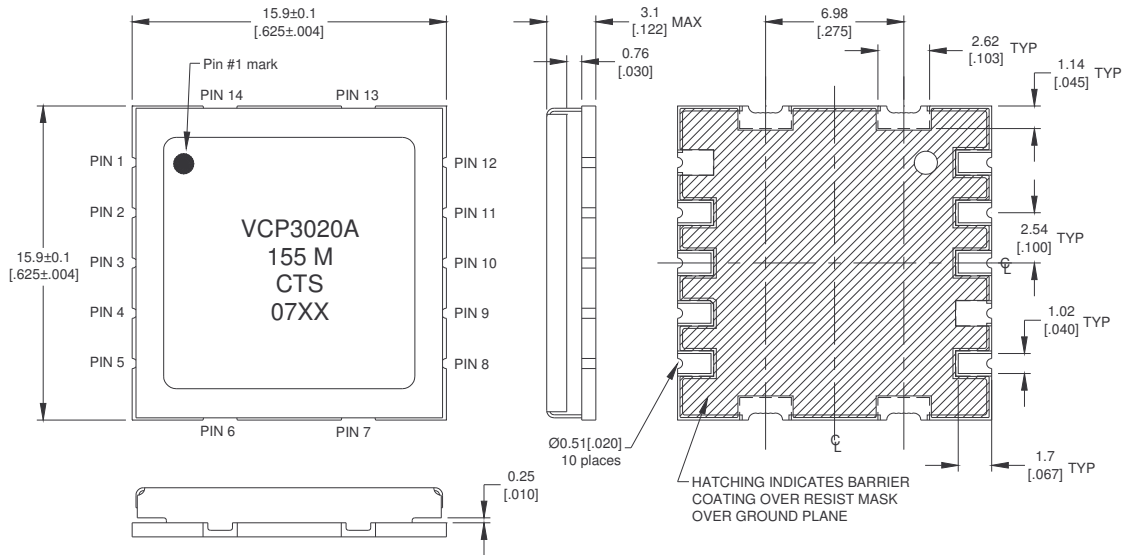
- See WWW.CTSCORP.COM for product patent status.



Electrical Specifications:

VCP3020A	Specification									
Input frequency	19.44 MHz									
Output frequency	155.52 MHz									
Supply Voltage ($\pm 5\%$)	3.3V									
PECL input	400 mV min. Peak-to-peak									
PECL output	<table border="1"> <thead> <tr> <th></th> <th>Min.</th> <th>Max.</th> </tr> </thead> <tbody> <tr> <td>Logic "0"</td> <td>1.49V</td> <td>1.68V</td> </tr> <tr> <td>Logic "1"</td> <td>2.28V</td> <td>2.42V</td> </tr> </tbody> </table>		Min.	Max.	Logic "0"	1.49V	1.68V	Logic "1"	2.28V	2.42V
	Min.	Max.								
Logic "0"	1.49V	1.68V								
Logic "1"	2.28V	2.42V								
Output Duty cycle	45/55% max									
Current Drain	95 mA max.									
Operating Temperature	-40 to 85°C									
Input frequency tracking capability	+/- 32 ppm minimum									
Jitter attenuation	<ul style="list-style-type: none"> > 3 dB @ 100 Hz offset > 30 dB @ 1 kHz offset 									
RMS phase jitter generation (12 kHz to 50 MHz)	<1 psec max.									

Mechanical Dimensions (mm):
15.9mm x 15.9mm x 3.1mm (max.):



All dimensions are in MM [Inches].
 All dimensions are nominal unless otherwise specified.
 Lead Termination Finish: Gold Flash, <10 micro inch, over Ni plated Cu.

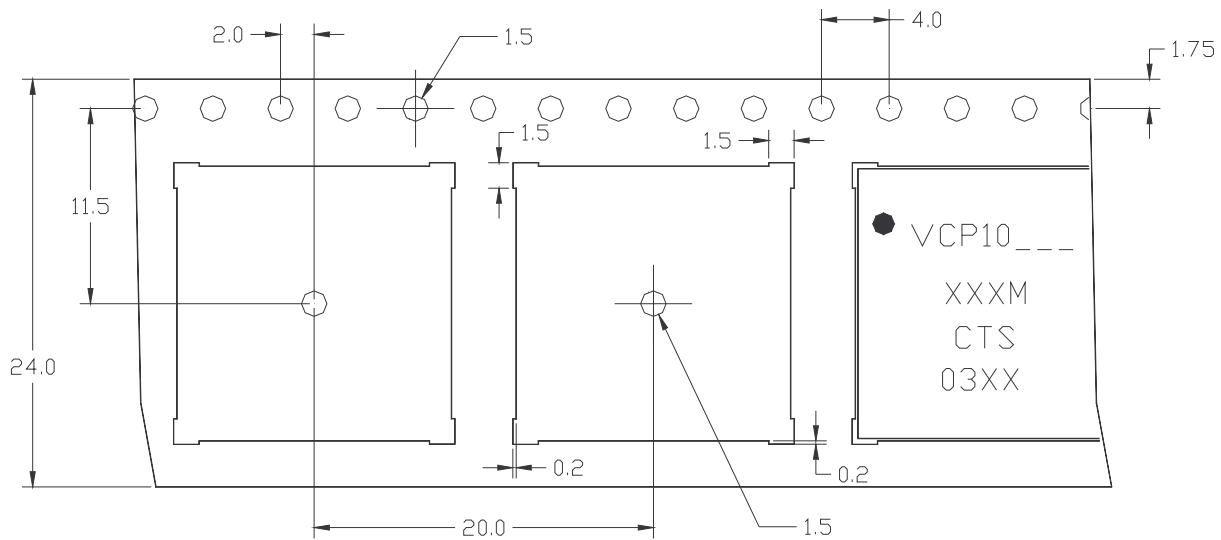
PIN OUT

Pin	Symbol	Function
1	LD	Lock detect Logic "1" indicates a locked condition (CMOS level $\geq V_{dd}-0.04$) Logic "0" indicates that no input signal is present or the input signal has moved out of the lock range (CMOS Level $\leq 0.4V$)
2	IN	Input frequency
3	/IN	NC: not connected internally
4	GND	Ground
5	E/D	Enable/ disable Logic "0" = output disabled (CMOS Level $\leq 0.4V$) Logic "1" = output enabled (CMOS Level $\geq V_{dd}-0.4 V$)
6	Gnd	Ground
7	Gnd	Ground
8	/OUT	Complementary output
9	OUT	Output
10	Vcc	Power supply voltage
11	N/C	No connection
12	Gnd	Ground
13	Gnd	Ground
14	Gnd	Ground

Tape & Reel Information

Tape width 24 mm, pitch 20 mm, as per EIA 481-2, 1000 units per reel max

All Dimensions are in MM



Environmental Limits:

Storage Temperature	-40 to +90 °C.
Humidity	95% Relative humidity max @ 70°C.
Vibration	10 to 60 Hz with double amplitude of 1.52mm max. (1/2 hour in each of 3 perpendicular planes).
Mechanical Shock	1/2 sine pulse, 3000G, with pulse width 0.3mSec. (3 shock in each of 6 directions of 3 perpendicular planes).

Solder Reflow Conditions

Device is capable of withstanding reflow of 260 degrees C for 10 seconds maximum.

Moisture Sensitivity: MSL 1

RoHS: This device is fully compliant to RoHS Directive 2002/95/EC.